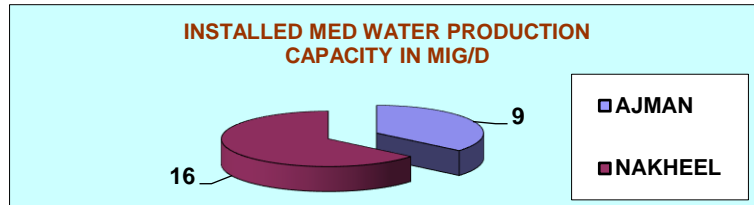


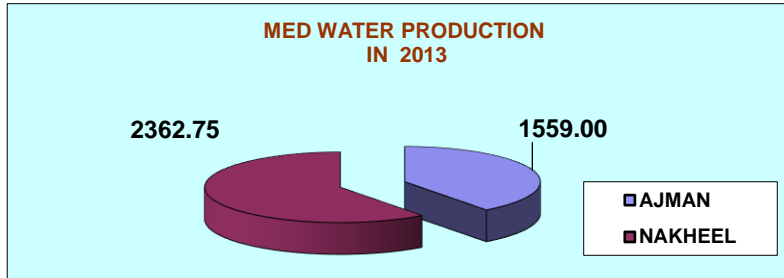
A - Installed Capacity of FEWA MED Plants in MIG/D for 2013

MED Plants	INSTALLED CAPACITY IN MIG/D
AJMAN	9
NAKHEEL	16



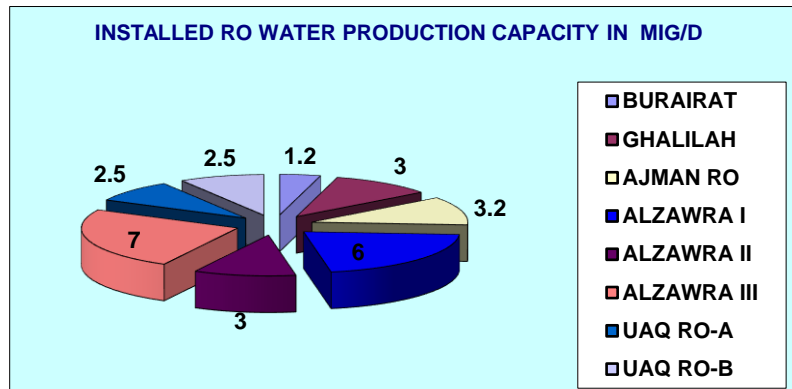
Total Water production of FEWA MED Plants in MIG for 2013

MED Plants	Total Water Produced (MIG)
AJMAN	1559.00
NAKHEEL	2362.75
TOTAL	3921.75



B - Installed Capacity of FEWA RO Plants in MIG/D for 2013

RO Plants	INSTALLED CAPACITY IN MIG/D
BURAIRAT	1.2
GHALILAH	3
AJMAN RO	3.2
ALZAWRA I	6
ALZAWRA II	3
ALZAWRA III	7
UAQ RO-A	2.5
UAQ RO-B	2.5



Total Water Production of FEWA RO Plants in MIG for 2013

RO Plants	Water Produced (MIG)
BURAIRAT	463.27
GHALILAH	1042.87
AJMAN RO	1081.65
AL ZAWRA I	1928.05
AL ZAWRA II	1018.80
AL ZAWRA III	2327.71
UAQ RO-A	865.11
UAQ RO-B	797.00
TOTAL	9524.46

