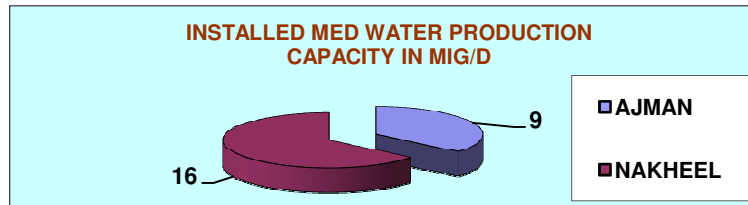


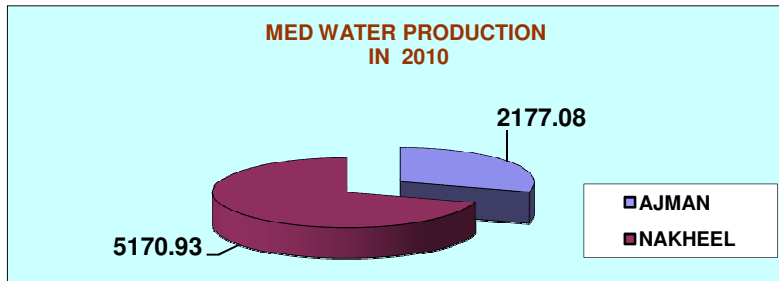
A - Installed Capacity of FEWA MED Plants in MIG/D for 2010

MED Plants	INSTALLED CAPACITY IN MIG/D
AJMAN	9
NAKHEEL	16



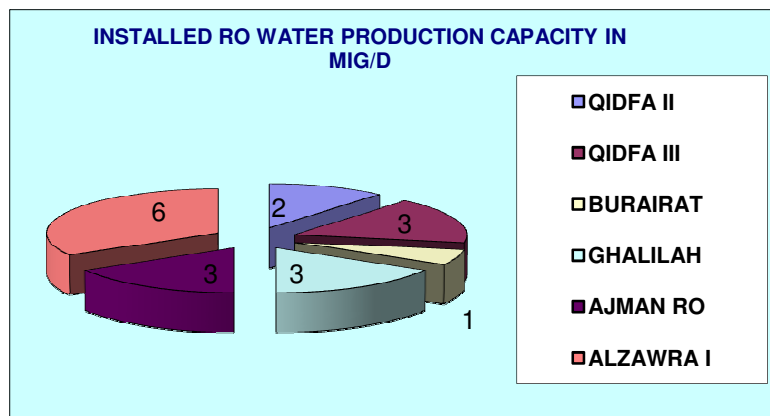
Total Water production of FEWA MED Plants in MIG for 2010

MED Plants	Total Water Produced in 2010 (MIG)
AJMAN	2177.08
NAKHEEL	5170.93
TOTAL	7348.01



B - Installed Capacity of FEWA RO Plants in MIG/D for 2010

RO Plants	INSTALLED CAPACITY IN MIG/D
QIDFA II	2
QIDFA III	3
BURAIRAT	1
GHALILAH	3
AJMAN RO	3
ALZAWRA I	6



Total Water Production of FEWA RO Plants in MIG for 2010.

RO Plants	Water Produced in 2010 (MIG)
QIDFA II	230.67
QIDFA III	340.49
BURAIRAT	427.13
GHALILAH	1045.09
AJMAN RO	882.38
AL ZAWRA I	2022.74
TOTAL	4948.50

